

# #I-BEST : International Barometer of Education Staff Edition 2023



A biannual international survey to assess health factors and the health and well-being at work of education personnel and to help improve their condition around the world.

CANADA



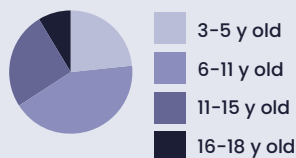
**Hundreds of education staff\* surveyed online**  
Between February and June 2023

**Number of participants: 910**  
**85%** are teachers  
**75%** are women  
**64%** work in primary school  
**Age ≈ 44** years old

Gender



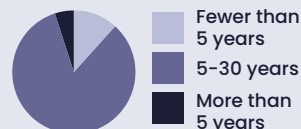
Age of pupils



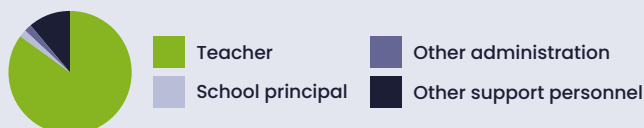
Full-time / Part-time



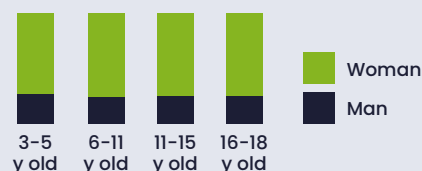
Seniority



Role



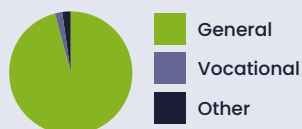
Age of pupils



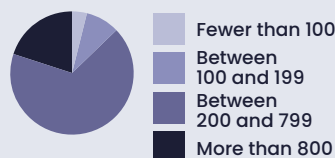
School sector



School type



Number of pupils in the school



School environment



\* Online questionnaire relayed by CTF/FCE.

Adjustment: weighting procedure considering the gender, the age group (<30, 30-49, ≥50) and the level of education (preschool+primary, secondary). Source: OECD, 2020

All statistics presented in the report are weighted. For this 2<sup>nd</sup> edition, the survey has been opened up to several categories of staff (administrative, guidance, health, support, etc.), whereas the 1<sup>st</sup> edition in 2021 was addressed to teachers only.



# Health and well-being of education staff

## ● Quality of life

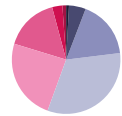
Where do you currently place yourself on the ladder?

Best possible life 1 2 3 4 5 6 7 8 Worst possible life

For all staff



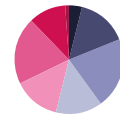
By seniority



Fewer than 5 years



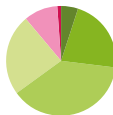
5-30 years



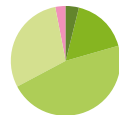
More than 30 years

How do you rate your health?

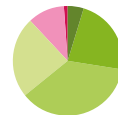
For all staff



By seniority



Fewer than 5 years



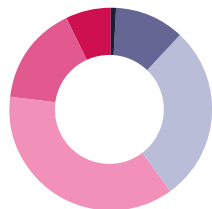
5-30 years



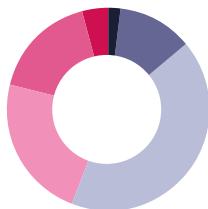
More than 30 years

Excellent  
Very good  
Good  
Fair  
Rather poor  
Poor

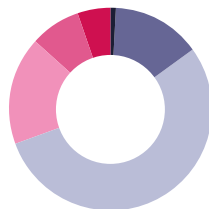
Frequency of negative feelings (anxiety, depression, hopelessness...)



Fewer than 5 years



5-30 years  
Seniority

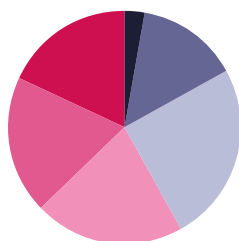


More than 30 years

Never  
Rarely  
Sometimes  
Often  
Very often  
Always



Work/life balance



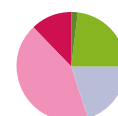
For all staff

Very good  
Good  
Quite good  
Not good or bad  
Quite bad  
Very bad

Satisfaction with sleep



Fewer than 5 years



5-30 years



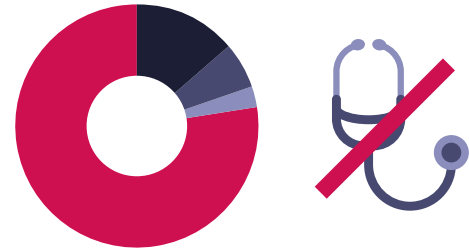
More than 30 years

Very satisfied  
Satisfied  
Not satisfied or dissatisfied  
Dissatisfied  
Very dissatisfied

# Health conditions, information and support

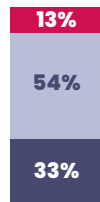
## Occupational medicine

Frequency of occupational medical appointments



## Health-related information

In general, do you feel that you are well informed about health issues?



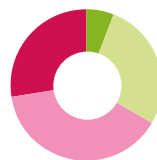
Do you know your rights regarding occupational health?



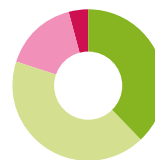
To what extent are these persons concerned about staff health and well-being?



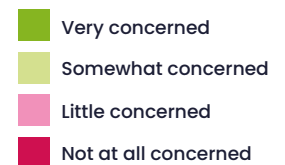
School administration



The hierarchy



The unions

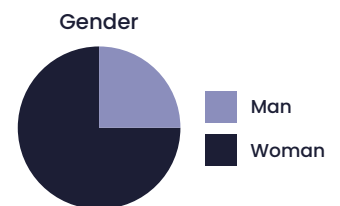


## Social protection

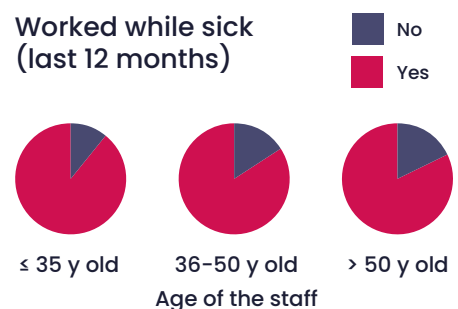
Do you have access to training and/or prevention resources on health/well-being?



In the past year, have you given up treatment because of financial problems?



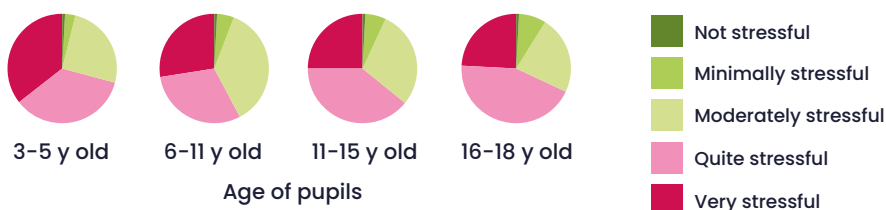
Worked while sick (last 12 months)



# Working conditions

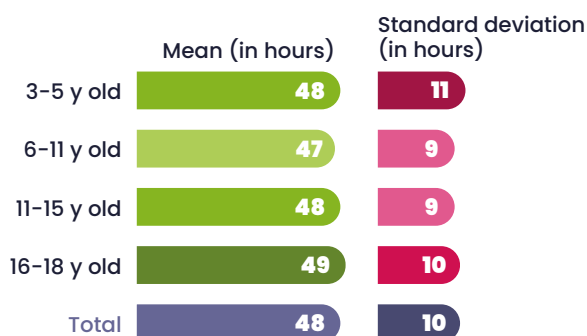
## Stress at work

How stressful has your job been since the start of the school year?

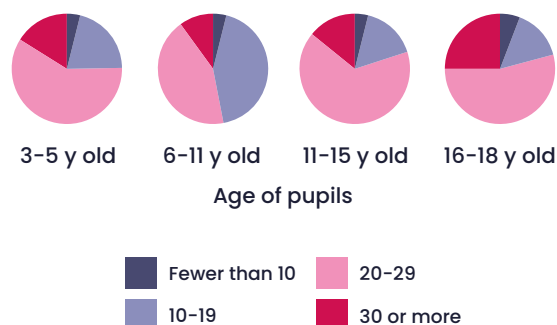


## Workload

Number of actual hours worked per week



Average number of pupils in classes taught



## Career development opportunities

Evaluation of the opportunities of promotion

For all staff



By seniority



Fewer than 5 years



5-30 years



More than 30 years

Very good 1 2 3  
4 5 6 Very bad

Evaluation of the opportunities of training

For all staff



By seniority



Fewer than 5 years



5-30 years



More than 30 years

Très bon 1 2 3  
4 5 6 Très mauvais

Evaluation of salary

For all staff



By seniority



Fewer than 5 years



5-30 years

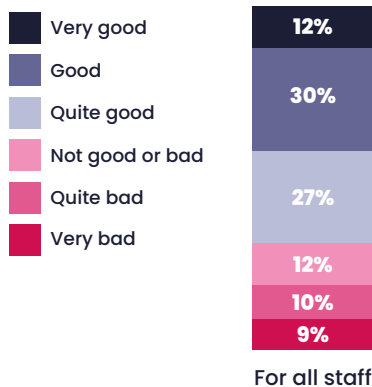


More than 30 years

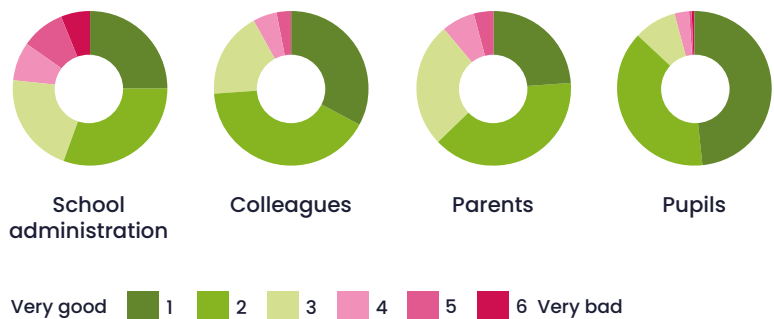
Very good 1 2 3  
4 5 6 Very bad

# School environment and social relationships at work

## School climate



How do you currently rate the quality of your relationship with the following stakeholders?



## Violence at work

At work, have you witnessed violence in the past 12 months?

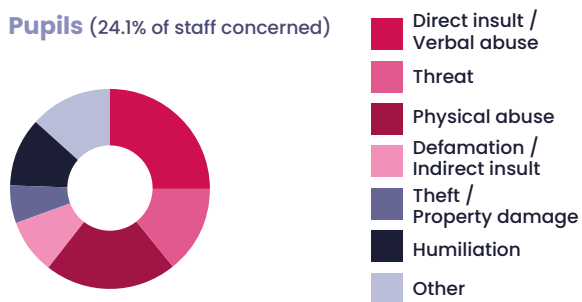


Have you been the victim of workplace violence in the past 12 months?

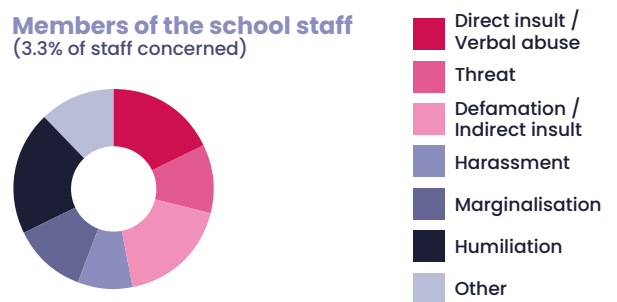


## Types of suffered violences according to stakeholders

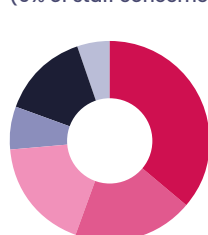
Pupils (24.1% of staff concerned)



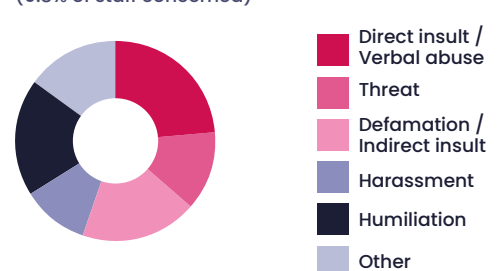
Members of the school staff (3.3% of staff concerned)



Parents (6% of staff concerned)



Persons external to the school (0.8% of staff concerned)



# Social recognition

## ● Social status and job satisfaction

To what extent do you agree or disagree with the following statements?  
By seniority.

*The advantages of my job far outweigh the disadvantages*



*If I had to do it again, I would choose my profession again*



*I have the impression that my profession is valued by society*

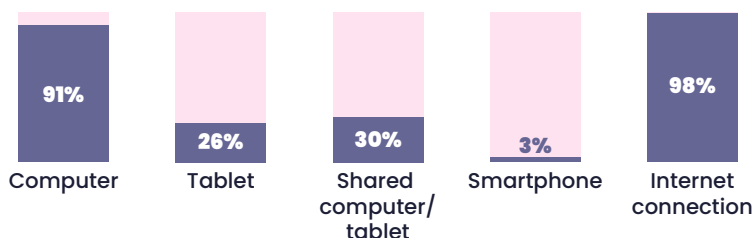


*Overall, I am satisfied with my job*

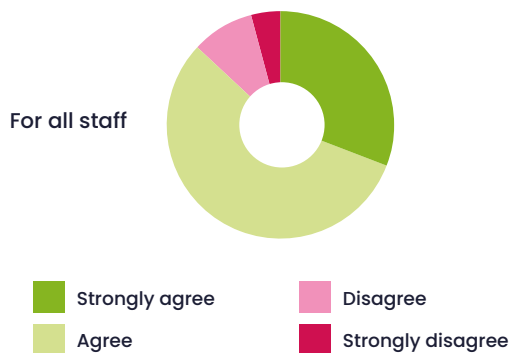


# Teaching in the digital age

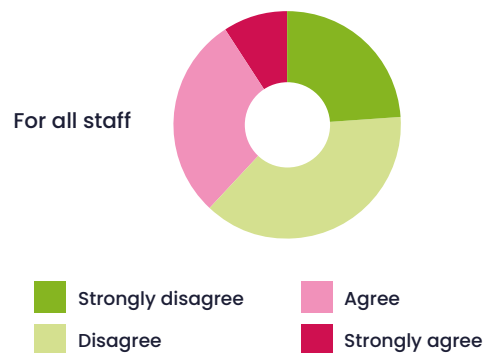
## ● "Do you have the following tools for work?"



## ● "In my job, digital tools make my work easier"



## ● "The use of digital technology in my work is a source of stress for me"



In partnership with:



Education International  
Internationale de l'Éducation  
Internacional de la Educación  
Bildungsinternationale



UNESCO CHAIR  
Global Health  
& Education